








hushh works

POWER		Hold for 3 sec. to turn unit on/off. Indicator light turns off after 60 seconds unless plugged in and charging.
VOLUME ↑		Long press for quick change in volume. Short press for one increment change.
VOLUME ↓		Long press for quick change in volume. Short press for one increment change.
SOUND		Short press to choose sound: bright white noise, deep white noise or surf.
LOCK	→	Hold  and  buttons at the same time to lock or unlock controls. Indicator light will blink 3 times.
NIGHTLIGHT	→	Press  twice to turn nightlight on or off.
CHARGING	→	Low battery = Fast blinks Charging = Slow blinks Fully charged = Indicator light turns off

hushh placement

We recommend placing hushh at least three feet (one meter) away from baby's ears. This lets the sound fill the room in order to provide the greatest sound-masking benefit.

Should you find yourself on-the-go with baby and wish to attach hushh to a stroller or car seat, we recommend setting the machine to partial volume. Do not place it directly against baby's ears. Your hushh has a locking mechanism to control the settings and volume. If the machine is within baby's reach, please lock the device to prevent accidental volume tampering.

For more safety information on decibel exposure for children, please visit our website. The Marpac customer service team will gladly assist with the machine's settings and related questions, but should you have any concerns about the safe use of sounds with your child, we strongly recommend consulting your pediatrician. Also, please remember that hushh is not a toy, and should never be near or in baby's mouth.

warranty information and the Marpac Customer Service Promise.

Website: www.marpac.com
Email: info@marpac.com
Phone 910-602-1421.

A live, knowledgeable service team member will be happy to assist you during our regular business hours.
If you need service (even beyond the warranty period outlined below), PLEASE DO contact us!

LIMITED ONE-YEAR FACTORY WARRANTY:

Marpac warrants its products (with exceptions as indicated below), to the original purchaser, to be free of defects for a period of one year from the date of purchase. This limited warranty covers all parts and/or workmanship against defects or breakage in normal intended use. This limited warranty does not cover damage caused by accidental dropping, rough handling or misuse of the product; including tampering. Altering or tampering with the label will also void this warranty. This warranty gives you specific legal rights and you may also have other rights, which vary from state to state.

Our ultimate promise to you is that we do our best to make serious, high quality, sound machines. We really do care about your enjoyment of our products. We want to hear from you any time you think our product has disappointed you. Please contact us. We stand behind these products, expect them to last, and will make every reasonable effort to make you happy.

safety instructions

WARNING

To reduce the risk of fire or electric shock, do not expose this unit to rain or moisture. The apparatus shall not be exposed to splashing and no objects filled with liquids, such as vases, shall be placed on the apparatus.

CAUTION

Use of controls or adjustments or performance or procedures other than those specified may result in hazardous radiation exposure. Battery shall not be exposed to excessive heat such as direct sunshine or fire.

UNPACKING AND INSTALLATION

Unpack your unit carefully. We recommend that you save the packaging in case you ever need to store you unit. To avoid damage, never place the unit or its battery near radiators, in front of heating vents, under direct sunlight or near water.

FOR YOUR SAFETY

- When disconnecting the power supply, pull the plug first. Do not pull the cord by itself.
- Never handle the power plug with wet hands, as this could cause fire or electric shock.
- Refer servicing to qualified personnel only.
- Do not open the housing.
- Do not twist or pinch the power supply cord. If the plug or power supply cord needs to be replaced, ensure that it complies with the manufacturer's recommendation.
- Unplug the unit during lightning storms.

DISPOSAL

According to the European WEEEDirective (2002/96/EC) and Battery Directive (2006/66/EC), all electrical and electronic products and batteries must be collected separately by a local collection system. Do not dispose of these items with your normal household waste. Follow local regulations for safe disposal.

The wheeled bin mark indicates that this product should not be disposed with other household waste throughout the EU. To prevent possible harm to the environment or human health from uncontrolled waste disposal, recycle it responsibly to promote the sustainable reuse of material resources. To return your used device, please use the return and collection systems or contact the retailer where the product was purchased. They can take this product for environmental safe recycling.

FCC NOTICE

This device complies with Part 15 of the FCC Rules. Operation is subject to the following two conditions:

- (1) this device may not cause harmful interference
- (2) this device must accept any interference received, including interference that may cause undesired operation.

Warning: Changes or modifications to this unit not expressly approved by the party responsible for compliance could void the user's authority to operate the equipment.








NOTE: This equipment has been tested and found to comply with the limits for a Class B digital device, pursuant to Part 15 of the FCC Rules. These limits are designed to provide reasonable protection against harmful interference in a residential installation. This equipment generates, uses and can radiate radio frequency energy and, if not installed and used in accordance with the instructions, may cause harmful interference to radio communications.

However, there is no guarantee that interference will not occur in a particular installation. If this equipment does cause harmful interference to radio or television reception, which can be determined by turning the equipment off and on, the user is encouraged to try to correct the interference by one or more of the following measures:

1. Reorient or relocate the receiving antenna.
2. Increase the separation between the equipment and receiver.
3. Connect the equipment into an outlet on a circuit different from that to which the receiver is connected.
4. Consult the dealer or an experienced radio/TV technician for help.



hushh works

POWER		Hold for 3 sec. to turn unit on/off. Indicator light turns off after 60 seconds unless plugged in and charging.
VOLUME ↑		Long press for quick change in volume. Short press for one increment change.
VOLUME ↓		Long press for quick change in volume. Short press for one increment change.
SOUND		Short press to choose sound: bright white noise, deep white noise or surf.
LOCK	→	Hold  and  buttons at the same time to lock or unlock controls. Indicator light will blink 3 times.
NIGHTLIGHT	→	Press  twice to turn nightlight on or off.
CHARGING	→	Low battery = Fast blinks Charging = Slow blinks Fully charged = Indicator light turns off

hushh placement

We recommend placing hushh at least three feet (one meter) away from baby's ears. This lets the sound fill the room in order to provide the greatest sound-masking benefit.

Should you find yourself on-the-go with baby and wish to attach hushh to a stroller or car seat, we recommend setting the machine to partial volume. Do not place it directly against baby's ears. Your hushh has a locking mechanism to control the settings and volume. If the machine is within baby's reach, please lock the device to prevent accidental volume tampering.

For more safety information on decibel exposure for children, please visit our website. The Marpac customer service team will gladly assist with the machine's settings and related questions, but should you have any concerns about the safe use of sounds with your child, we strongly recommend consulting your pediatrician. Also, please remember that hushh is not a toy, and should never be near or in baby's mouth.

warranty information and the Marpac Customer Service Promise.

Website: www.marpac.com
Email: info@marpac.com
Phone 910-602-1421.

A live, knowledgeable service team member will be happy to assist you during our regular business hours.
If you need service (even beyond the warranty period outlined below), PLEASE DO contact us!

LIMITED ONE-YEAR FACTORY WARRANTY:

Marpac warrants its products (with exceptions as indicated below), to the original purchaser, to be free of defects for a period of one year from the date of purchase. This limited warranty covers all parts and/or workmanship against defects or breakage in normal intended use. This limited warranty does not cover damage caused by accidental dropping, rough handling or misuse of the product; including tampering. Altering or tampering with the label will also void this warranty. This warranty gives you specific legal rights and you may also have other rights, which vary from state to state.

Our ultimate promise to you is that we do our best to make serious, high quality, sound machines. We really do care about your enjoyment of our products. We want to hear from you any time you think our product has disappointed you. Please contact us. We stand behind these products, expect them to last, and will make every reasonable effort to make you happy.

safety instructions

WARNING

To reduce the risk of fire or electric shock, do not expose this unit to rain or moisture. The apparatus shall not be exposed to splashing and no objects filled with liquids, such as vases, shall be placed on the apparatus.

CAUTION

Use of controls or adjustments or performance or procedures other than those specified may result in hazardous radiation exposure. Battery shall not be exposed to excessive heat such as direct sunshine or fire.

UNPACKING AND INSTALLATION

Unpack your unit carefully. We recommend that you save the packaging in case you ever need to store you unit. To avoid damage, never place the unit or its battery near radiators, in front of heating vents, under direct sunlight or near water.

FOR YOUR SAFETY

- When disconnecting the power supply, pull the plug first. Do not pull the cord by itself.
- Never handle the power plug with wet hands, as this could cause fire or electric shock.
- Refer servicing to qualified personnel only.
- Do not open the housing.
- Do not twist or pinch the power supply cord. If the plug or power supply cord needs to be replaced, ensure that it complies with the manufacturer's recommendation.
- Unplug the unit during lightning storms.

DISPOSAL

According to the European WEEEDirective (2002/96/EC) and Battery Directive (2006/66/EC), all electrical and electronic products and batteries must be collected separately by a local collection system. Do not dispose of these items with your normal household waste. Follow local regulations for safe disposal.

The wheeled bin mark indicates that this product should not be disposed with other household waste throughout the EU. To prevent possible harm to the environment or human health from uncontrolled waste disposal, recycle it responsibly to promote the sustainable reuse of material resources. To return your used device, please use the return and collection systems or contact the retailer where the product was purchased. They can take this product for environmental safe recycling.

FCC NOTICE

This device complies with Part 15 of the FCC Rules. Operation is subject to the following two conditions:

- (1) this device may not cause harmful interference
- (2) this device must accept any interference received, including interference that may cause undesired operation.

Warning: Changes or modifications to this unit not expressly approved by the party responsible for compliance could void the user's authority to operate the equipment.








NOTE: This equipment has been tested and found to comply with the limits for a Class B digital device, pursuant to Part 15 of the FCC Rules. These limits are designed to provide reasonable protection against harmful interference in a residential installation. This equipment generates, uses and can radiate radio frequency energy and, if not installed and used in accordance with the instructions, may cause harmful interference to radio communications.

However, there is no guarantee that interference will not occur in a particular installation. If this equipment does cause harmful interference to radio or television reception, which can be determined by turning the equipment off and on, the user is encouraged to try to correct the interference by one or more of the following measures:

1. Reorient or relocate the receiving antenna.
2. Increase the separation between the equipment and receiver.
3. Connect the equipment into an outlet on a circuit different from that to which the receiver is connected.
4. Consult the dealer or an experienced radio/TV technician for help.



hushh works

POWER		Hold for 3 sec. to turn unit on/off. Indicator light turns off after 60 seconds unless plugged in and charging.
VOLUME ↑		Long press for quick change in volume. Short press for one increment change.
VOLUME ↓		Long press for quick change in volume. Short press for one increment change.
SOUND		Short press to choose sound: bright white noise, deep white noise or surf.
LOCK	→	Hold  and  buttons at the same time to lock or unlock controls. Indicator light will blink 3 times.
NIGHTLIGHT	→	Press  twice to turn nightlight on or off.
CHARGING	→	Low battery = Fast blinks Charging = Slow blinks Fully charged = Indicator light turns off

hushh placement

We recommend placing hushh at least three feet (one meter) away from baby's ears. This lets the sound fill the room in order to provide the greatest sound-masking benefit.

Should you find yourself on-the-go with baby and wish to attach hushh to a stroller or car seat, we recommend setting the machine to partial volume. Do not place it directly against baby's ears. Your hushh has a locking mechanism to control the settings and volume. If the machine is within baby's reach, please lock the device to prevent accidental volume tampering.

For more safety information on decibel exposure for children, please visit our website. The Marpac customer service team will gladly assist with the machine's settings and related questions, but should you have any concerns about the safe use of sounds with your child, we strongly recommend consulting your pediatrician. Also, please remember that hushh is not a toy, and should never be near or in baby's mouth.

warranty information and the Marpac Customer Service Promise.

Website: www.marpac.com
Email: info@marpac.com
Phone 910-602-1421.

A live, knowledgeable service team member will be happy to assist you during our regular business hours.
If you need service (even beyond the warranty period outlined below), PLEASE DO contact us!

LIMITED ONE-YEAR FACTORY WARRANTY:

Marpac warrants its products (with exceptions as indicated below), to the original purchaser, to be free of defects for a period of one year from the date of purchase. This limited warranty covers all parts and/or workmanship against defects or breakage in normal intended use. This limited warranty does not cover damage caused by accidental dropping, rough handling or misuse of the product; including tampering. Altering or tampering with the label will also void this warranty. This warranty gives you specific legal rights and you may also have other rights, which vary from state to state.

Our ultimate promise to you is that we do our best to make serious, high quality, sound machines. We really do care about your enjoyment of our products. We want to hear from you any time you think our product has disappointed you. Please contact us. We stand behind these products, expect them to last, and will make every reasonable effort to make you happy.

safety instructions

WARNING

To reduce the risk of fire or electric shock, do not expose this unit to rain or moisture. The apparatus shall not be exposed to splashing and no objects filled with liquids, such as vases, shall be placed on the apparatus.

CAUTION

Use of controls or adjustments or performance or procedures other than those specified may result in hazardous radiation exposure. Battery shall not be exposed to excessive heat such as direct sunshine or fire.

UNPACKING AND INSTALLATION

Unpack your unit carefully. We recommend that you save the packaging in case you ever need to store you unit. To avoid damage, never place the unit or its battery near radiators, in front of heating vents, under direct sunlight or near water.

FOR YOUR SAFETY

- When disconnecting the power supply, pull the plug first. Do not pull the cord by itself.
- Never handle the power plug with wet hands, as this could cause fire or electric shock.
- Refer servicing to qualified personnel only.
- Do not open the housing.
- Do not twist or pinch the power supply cord. If the plug or power supply cord needs to be replaced, ensure that it complies with the manufacturer's recommendation.
- Unplug the unit during lightning storms.

DISPOSAL

According to the European WEEEDirective (2002/96/EC) and Battery Directive (2006/66/EC), all electrical and electronic products and batteries must be collected separately by a local collection system. Do not dispose of these items with your normal household waste. Follow local regulations for safe disposal.

The wheeled bin mark indicates that this product should not be disposed with other household waste throughout the EU. To prevent possible harm to the environment or human health from uncontrolled waste disposal, recycle it responsibly to promote the sustainable reuse of material resources. To return your used device, please use the return and collection systems or contact the retailer where the product was purchased. They can take this product for environmental safe recycling.

FCC NOTICE

This device complies with Part 15 of the FCC Rules. Operation is subject to the following two conditions:

- (1) this device may not cause harmful interference
- (2) this device must accept any interference received, including interference that may cause undesired operation.

Warning: Changes or modifications to this unit not expressly approved by the party responsible for compliance could void the user's authority to operate the equipment.








NOTE: This equipment has been tested and found to comply with the limits for a Class B digital device, pursuant to Part 15 of the FCC Rules. These limits are designed to provide reasonable protection against harmful interference in a residential installation. This equipment generates, uses and can radiate radio frequency energy and, if not installed and used in accordance with the instructions, may cause harmful interference to radio communications.

However, there is no guarantee that interference will not occur in a particular installation. If this equipment does cause harmful interference to radio or television reception, which can be determined by turning the equipment off and on, the user is encouraged to try to correct the interference by one or more of the following measures:

1. Reorient or relocate the receiving antenna.
2. Increase the separation between the equipment and receiver.
3. Connect the equipment into an outlet on a circuit different from that to which the receiver is connected.
4. Consult the dealer or an experienced radio/TV technician for help.



hushh works

POWER		Hold for 3 sec. to turn unit on/off. Indicator light turns off after 60 seconds unless plugged in and charging.
VOLUME ↑		Long press for quick change in volume. Short press for one increment change.
VOLUME ↓		Long press for quick change in volume. Short press for one increment change.
SOUND		Short press to choose sound: bright white noise, deep white noise or surf.
<hr/>		
LOCK	➔	Hold  and  buttons at the same time to lock or unlock controls. Indicator light will blink 3 times.
NIGHTLIGHT	➔	Press  twice to turn nightlight on or off.
CHARGING	➔	Low battery = Fast blinks Charging = Slow blinks Fully charged = Indicator light turns off

hushh placement

We recommend placing hushh at least three feet (one meter) away from baby’s ears. This lets the sound fill the room in order to provide the greatest sound-masking benefit.

Should you find yourself on-the-go with baby and wish to attach hushh to a stroller or car seat, we recommend setting the machine to partial volume. Do not place it directly against baby’s ears. Your hushh has a locking mechanism to control the settings and volume. If the machine is within baby’s reach, please lock the device to prevent accidental volume tampering.

For more safety information on decibel exposure for children, please visit our website. The Marpac customer service team will gladly assist with the machine’s settings and related questions, but should you have any concerns about the safe use of sounds with your child, we strongly recommend consulting your pediatrician. Also, please remember that hushh is not a toy, and should never be near or in baby’s mouth.

warranty Information and the Marpac Customer Service Promise.

Website: www.marpac.com
Email: info@marpac.com
Phone 910-602-1421.

A live, knowledgeable service team member will be happy to assist you during our regular business hours. If you need service (even beyond the warranty period outlined below), PLEASE DO contact us!

LIMITED ONE-YEAR FACTORY WARRANTY:

Marpac warrants its products (with exceptions as indicated below), to the original purchaser, to be free of defects for a period of one year from the date of purchase. This limited warranty covers all parts and/or workmanship against defects or breakage in normal intended use. This limited warranty does not cover damage caused by accidental dropping, rough handling or misuse of the product; including tampering. Altering or tampering with the label will also void this warranty. This warranty gives you specific legal rights and you may also have other rights, which vary from state to state.

Our ultimate promise to you is that we do our best to make serious, high quality, sound machines. We really do care about your enjoyment of our products. We want to hear from you any time you think our product has disappointed you. Please contact us. We stand behind these products, expect them to last, and will make every reasonable effort to make you happy.

safety instructions

WARNING

To reduce the risk of fire or electric shock, do not expose this unit to rain or moisture. The apparatus shall not be exposed to splashing and no objects filled with liquids, such as vases, shall be placed on the apparatus.

CAUTION

Use of controls or adjustments or performance or procedures other than those specified may result in hazardous radiation exposure.

Battery shall not be exposed to excessive heat such as direct sunshine or fire.

UNPACKING AND INSTALLATION

Unpack your unit carefully. We recommend that you save the packaging in case you ever need to store you unit. To avoid damage, never place the unit or its battery near radiators, in front of heating vents, under direct sunlight or near water.

FOR YOUR SAFETY

- When disconnecting the power supply, pull the plug first. Do not pull the cord by itself.
- Never handle the power plug with wet hands, as this could cause fire or electric shock.
- Refer servicing to qualified personnel only.
- Do not open the housing.
- Do not twist or pinch the power supply cord. If the plug or power supply cord needs to be replaced, ensure that it complies with the manufacturer's recommendation.
- Unplug the unit during lightning storms.

DISPOSAL

According to the European WEEEDirective (2002/96/EC) and Battery Directive (2006/66/EC), all electrical and electronic products and batteries must be collected separately by a local collection system. Do not dispose of these items with your normal household waste. Follow local regulations for safe disposal.

The wheeled bin mark indicates that this product should not be disposed with other household waste throughout the EU. To prevent possible harm to the environment or human health from uncontrolled waste disposal, recycle it responsibly to promote the sustainable reuse of material resources. To return your used device, please use the return and collection systems or contact the retailer where the product was purchased. They can take this product for environmental safe recycling.

FCC NOTICE

This device complies with Part 15 of the FCC Rules. Operation is subject to the following two conditions:

- (1) this device may not cause harmful interference
- (2) this device must accept any interference received, including interference that may cause undesired operation.

Warning: Changes or modifications to this unit not expressly approved by the party responsible for compliance could void the user's authority to operate the equipment.








NOTE: This equipment has been tested and found to comply with the limits for a Class B digital device, pursuant to Part 15 of the FCC Rules. These limits are designed to provide reasonable protection against harmful interference in a residential installation. This equipment generates, uses and can radiate radio frequency energy and, if not installed and used in accordance with the instructions, may cause harmful interference to radio communications.

However, there is no guarantee that interference will not occur in a particular installation. If this equipment does cause harmful interference to radio or television reception, which can be determined by turning the equipment off and on, the user is encouraged to try to correct the interference by one or more of the following measures:

1. Reorient or relocate the receiving antenna.
2. Increase the separation between the equipment and receiver.
3. Connect the equipment into an outlet on a circuit different from that to which the receiver is connected.
4. Consult the dealer or an experienced radio/TV technician for help.



hushh works

POWER		Hold for 3 sec. to turn unit on/off. Indicator light turns off after 60 seconds unless plugged in and charging.
VOLUME ↑		Long press for quick change in volume. Short press for one increment change.
VOLUME ↓		Long press for quick change in volume. Short press for one increment change.
SOUND		Short press to choose sound: bright white noise, deep white noise or surf.
<hr/>		
LOCK	➔	Hold  and  buttons at the same time to lock or unlock controls. Indicator light will blink 3 times.
NIGHTLIGHT	➔	Press  twice to turn nightlight on or off.
CHARGING	➔	Low battery = Fast blinks Charging = Slow blinks Fully charged = Indicator light turns off

hushh placement

We recommend placing hushh at least three feet (one meter) away from baby’s ears. This lets the sound fill the room in order to provide the greatest sound-masking benefit.

Should you find yourself on-the-go with baby and wish to attach hushh to a stroller or car seat, we recommend setting the machine to partial volume. Do not place it directly against baby’s ears. Your hushh has a locking mechanism to control the settings and volume. If the machine is within baby’s reach, please lock the device to prevent accidental volume tampering.

For more safety information on decibel exposure for children, please visit our website. The Marpac customer service team will gladly assist with the machine’s settings and related questions, but should you have any concerns about the safe use of sounds with your child, we strongly recommend consulting your pediatrician. Also, please remember that hushh is not a toy, and should never be near or in baby’s mouth.

warranty Information and the Marpac Customer Service Promise.

Website: www.marpac.com
Email: info@marpac.com
Phone 910-602-1421.

A live, knowledgeable service team member will be happy to assist you during our regular business hours. If you need service (even beyond the warranty period outlined below), PLEASE DO contact us!

LIMITED ONE-YEAR FACTORY WARRANTY:

Marpac warrants its products (with exceptions as indicated below), to the original purchaser, to be free of defects for a period of one year from the date of purchase. This limited warranty covers all parts and/or workmanship against defects or breakage in normal intended use. This limited warranty does not cover damage caused by accidental dropping, rough handling or misuse of the product; including tampering. Altering or tampering with the label will also void this warranty. This warranty gives you specific legal rights and you may also have other rights, which vary from state to state.

Our ultimate promise to you is that we do our best to make serious, high quality, sound machines. We really do care about your enjoyment of our products. We want to hear from you any time you think our product has disappointed you. Please contact us. We stand behind these products, expect them to last, and will make every reasonable effort to make you happy.

safety instructions

WARNING

To reduce the risk of fire or electric shock, do not expose this unit to rain or moisture. The apparatus shall not be exposed to splashing and no objects filled with liquids, such as vases, shall be placed on the apparatus.

CAUTION

Use of controls or adjustments or performance or procedures other than those specified may result in hazardous radiation exposure.

Battery shall not be exposed to excessive heat such as direct sunshine or fire.

UNPACKING AND INSTALLATION

Unpack your unit carefully. We recommend that you save the packaging in case you ever need to store you unit. To avoid damage, never place the unit or its battery near radiators, in front of heating vents, under direct sunlight or near water.

FOR YOUR SAFETY

- When disconnecting the power supply, pull the plug first. Do not pull the cord by itself.
- Never handle the power plug with wet hands, as this could cause fire or electric shock.
- Refer servicing to qualified personnel only.
- Do not open the housing.
- Do not twist or pinch the power supply cord. If the plug or power supply cord needs to be replaced, ensure that it complies with the manufacturer's recommendation.
- Unplug the unit during lightning storms.

DISPOSAL

According to the European WEEEDirective (2002/96/EC) and Battery Directive (2006/66/EC), all electrical and electronic products and batteries must be collected separately by a local collection system. Do not dispose of these items with your normal household waste. Follow local regulations for safe disposal.

The wheeled bin mark indicates that this product should not be disposed with other household waste throughout the EU. To prevent possible harm to the environment or human health from uncontrolled waste disposal, recycle it responsibly to promote the sustainable reuse of material resources. To return your used device, please use the return and collection systems or contact the retailer where the product was purchased. They can take this product for environmental safe recycling.

FCC NOTICE

This device complies with Part 15 of the FCC Rules. Operation is subject to the following two conditions:

- (1) this device may not cause harmful interference
- (2) this device must accept any interference received, including interference that may cause undesired operation.

Warning: Changes or modifications to this unit not expressly approved by the party responsible for compliance could void the user's authority to operate the equipment.








NOTE: This equipment has been tested and found to comply with the limits for a Class B digital device, pursuant to Part 15 of the FCC Rules. These limits are designed to provide reasonable protection against harmful interference in a residential installation. This equipment generates, uses and can radiate radio frequency energy and, if not installed and used in accordance with the instructions, may cause harmful interference to radio communications.

However, there is no guarantee that interference will not occur in a particular installation. If this equipment does cause harmful interference to radio or television reception, which can be determined by turning the equipment off and on, the user is encouraged to try to correct the interference by one or more of the following measures:

1. Reorient or relocate the receiving antenna.
2. Increase the separation between the equipment and receiver.
3. Connect the equipment into an outlet on a circuit different from that to which the receiver is connected.
4. Consult the dealer or an experienced radio/TV technician for help.



hushh works

POWER		Hold for 3 sec. to turn unit on/off. Indicator light turns off after 60 seconds unless plugged in and charging.
VOLUME ↑		Long press for quick change in volume. Short press for one increment change.
VOLUME ↓		Long press for quick change in volume. Short press for one increment change.
SOUND		Short press to choose sound: bright white noise, deep white noise or surf.
<hr/>		
LOCK	➔	Hold  and  buttons at the same time to lock or unlock controls. Indicator light will blink 3 times.
NIGHTLIGHT	➔	Press  twice to turn nightlight on or off.
CHARGING	➔	Low battery = Fast blinks Charging = Slow blinks Fully charged = Indicator light turns off

hushh placement

We recommend placing hushh at least three feet (one meter) away from baby’s ears. This lets the sound fill the room in order to provide the greatest sound-masking benefit.

Should you find yourself on-the-go with baby and wish to attach hushh to a stroller or car seat, we recommend setting the machine to partial volume. Do not place it directly against baby’s ears. Your hushh has a locking mechanism to control the settings and volume. If the machine is within baby’s reach, please lock the device to prevent accidental volume tampering.

For more safety information on decibel exposure for children, please visit our website. The Marpac customer service team will gladly assist with the machine’s settings and related questions, but should you have any concerns about the safe use of sounds with your child, we strongly recommend consulting your pediatrician. Also, please remember that hushh is not a toy, and should never be near or in baby’s mouth.

warranty Information and the Marpac Customer Service Promise.

Website: www.marpac.com
Email: info@marpac.com
Phone 910-602-1421.

A live, knowledgeable service team member will be happy to assist you during our regular business hours. If you need service (even beyond the warranty period outlined below), PLEASE DO contact us!

LIMITED ONE-YEAR FACTORY WARRANTY:

Marpac warrants its products (with exceptions as indicated below), to the original purchaser, to be free of defects for a period of one year from the date of purchase. This limited warranty covers all parts and/or workmanship against defects or breakage in normal intended use. This limited warranty does not cover damage caused by accidental dropping, rough handling or misuse of the product; including tampering. Altering or tampering with the label will also void this warranty. This warranty gives you specific legal rights and you may also have other rights, which vary from state to state.

Our ultimate promise to you is that we do our best to make serious, high quality, sound machines. We really do care about your enjoyment of our products. We want to hear from you any time you think our product has disappointed you. Please contact us. We stand behind these products, expect them to last, and will make every reasonable effort to make you happy.

safety instructions

WARNING

To reduce the risk of fire or electric shock, do not expose this unit to rain or moisture. The apparatus shall not be exposed to splashing and no objects filled with liquids, such as vases, shall be placed on the apparatus.

CAUTION

Use of controls or adjustments or performance or procedures other than those specified may result in hazardous radiation exposure.

Battery shall not be exposed to excessive heat such as direct sunshine or fire.

UNPACKING AND INSTALLATION

Unpack your unit carefully. We recommend that you save the packaging in case you ever need to store you unit. To avoid damage, never place the unit or its battery near radiators, in front of heating vents, under direct sunlight or near water.

FOR YOUR SAFETY

- When disconnecting the power supply, pull the plug first. Do not pull the cord by itself.
- Never handle the power plug with wet hands, as this could cause fire or electric shock.
- Refer servicing to qualified personnel only.
- Do not open the housing.
- Do not twist or pinch the power supply cord. If the plug or power supply cord needs to be replaced, ensure that it complies with the manufacturer's recommendation.
- Unplug the unit during lightning storms.

DISPOSAL

According to the European WEEEDirective (2002/96/EC) and Battery Directive (2006/66/EC), all electrical and electronic products and batteries must be collected separately by a local collection system. Do not dispose of these items with your normal household waste. Follow local regulations for safe disposal.

The wheeled bin mark indicates that this product should not be disposed with other household waste throughout the EU. To prevent possible harm to the environment or human health from uncontrolled waste disposal, recycle it responsibly to promote the sustainable reuse of material resources. To return your used device, please use the return and collection systems or contact the retailer where the product was purchased. They can take this product for environmental safe recycling.

FCC NOTICE

This device complies with Part 15 of the FCC Rules. Operation is subject to the following two conditions:

- (1) this device may not cause harmful interference
- (2) this device must accept any interference received, including interference that may cause undesired operation.

Warning: Changes or modifications to this unit not expressly approved by the party responsible for compliance could void the user's authority to operate the equipment.

NOTE: This equipment has been tested and found to comply with the limits for a Class B digital device, pursuant to Part 15 of the FCC Rules. These limits are designed to provide reasonable protection against harmful interference in a residential installation. This equipment generates, uses and can radiate radio frequency energy and, if not installed and used in accordance with the instructions, may cause harmful interference to radio communications.

However, there is no guarantee that interference will not occur in a particular installation. If this equipment does cause harmful interference to radio or television reception, which can be determined by turning the equipment off and on, the user is encouraged to try to correct the interference by one or more of the following measures:

1. Reorient or relocate the receiving antenna.
2. Increase the separation between the equipment and receiver.
3. Connect the equipment into an outlet on a circuit different from that to which the receiver is connected.
4. Consult the dealer or an experienced radio/TV technician for help.

